

SERIES

AGGROFARM 5 PLATFORM



5070 // 5080 // 5090

STAGE I


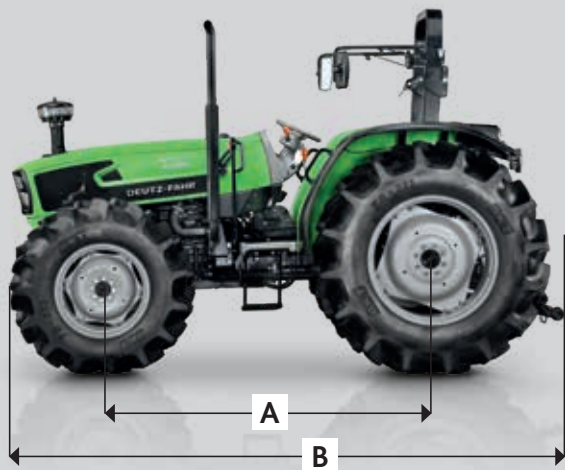
5085 // 5095 // 5105

STAGE III A



**DEUTZ
FAHR**

TECHNICAL DATA		AGROFARM 5 PLATFORM					
		5070	5080	5090	5085	5095	5105
ENGINE							
Model		SDF 1000 Series			SDF 1000 Series		
Emission level		Stage I			Stage III A		
Cylinders/Displacement	n°/cc	4/4000			4/4000		
Bore/Stroke	mm	105/115.5			105/115.5		
Aspiration		Natural	Turbo		Turbo Intercooler		
Injection @ pressure	Type	Direct @ 800 bar			Direct @ 1200 bar		
Max. power	kW/HP	54.5/74	64.1/87	69.3/94	62.5/85	70/95	78.4/106
Rated power	kW/HP	54.5/74	64.1/87	69.3/94	62.5/85	70/95	75/102
PTO max. power	kW/HP	45.3/62	55.2/75	61.0/83	54.6/74	60.9/83	67.4/92
Max torque	Nm	276	336	366	348	373	397
Torque rise	%	17%	21%	22%	28%	23%	22%
Fuel tank	l	90			90		
TRANSMISSION							
Transmission		SDF T4350			SDF T4350		
MECHANICAL SHUTTLE (LS)							
Mechanical Shuttle (LS)		●			●		
4 gears (2/4 ranges)	n°	8+8/16+16			8+8/16+16		
5 gears (2/4 ranges)	n°	10+10/20+20			10+10/20+20		
Min. speed with S.Creeper (4/5 gears)	km/h	0.51/0.44			0.51/0.44		
Max. speed (4/5 gears)	km/h	30/40			30/40		
POWERSHUTTLE (GS)							
PowerShuttle		-			○		
5 gears (2/4 ranges)	n°	-			10+10/20+20		
5 gears Hi-Lo (2/4 ranges)	n°	-			20+20Hi-Lo/40+40Hi-Lo		
Min. speed with S.Creeper (5/5 Hi-Lo gears)	km/h	-			0.44/0.38		
Max. speed	km/h	-			40		
Stop&Go		-			●		
ComfortClutch		-			●		
SenseClutch		-			●		
PTO							
540/1000		●			●		
540/540ECO		○			○		
Groundspeed PTO with independent shaft		○			○		
PTO clutch		Hydraulic			Hydraulic		
PTO engagement		Mechanical			Mechanical (LS) / Electrohydraulic (GS)		
LIFT							
Mechanical rear lift		●			●		
Mechanical rear lift with EasyLift		○			○		
Rear lifting capacity (STD)	kg	3600			3600		
Rear lifting capacity (OPT)	kg	4525			4525		
HYDRAULICS							
Pump flow (STD)	l/min	55			55		
Pump flow (OPT)	l/min	68			68		
Rear spool valves	n°	1/2/3			1/2/3		
BRAKES							
4-wheel braking		● (for 40 kph only)			● (for 40 kph only)		
Mechanical parking brake		●			●		
Hydraulic trailer brake		○			○		
4WD FRONT AXLE							
Front axle	Size	2			2		
Steering angle	degrees	55			55		
4WD engagement		Mechanical			Mechanical (LS) / Electrohydraulic (GS)		
Diff.Lock engagement		Mechanical			Mechanical (LS) / Electrohydraulic (GS)		
DRIVING STATION							
Adjustable steering column		●			●		
Mechanical seat suspension		○			○		
Sunroof canopy		○			○		
Safety frame		○			○		
FOPS certification		○			○		
Weight - without ballast (4WD)	kg	3350			3350		
Total admissible load (4WD)	kg	7000			7000		



TECHNICAL DATA		AGROFARM 5 PLATFORM				
		5070	5080	5090	5085	5095
4WD DIMENSION						
With rear tyre	Size		18.4 R34"			18.4 R34"
Wheelbase (4WD) - (A)	mm		2335			2335
Max. length (B)	mm		4323			4323
Centre rear axle-safety frame	mm		1808			1808
Total height with safety frame (C)	mm		2583			2583
Width (D)	mm		2168			2168
Weight - without ballast (4WD)	kg		3350			3350
Total admissible load (4WD)	kg		7000			7000

● = standard ○ = option – = not available

Technical data and figures are only provided for guidance. DEUTZ-FAHR is committed to continuously adapting its products to your requirements and therefore reserves the right to make updates without prior notice.

Models and options may vary depending on the market. Please contact your dealer/distributor for more information.

HIGHLIGHTS

ENGINE

The SDF 1000 Series engines of Agrofarm 5 range are designed to work tirelessly for thousands of hours, with low operating costs and reduced service times. The 4-cylinder engines, all of which are liquid cooled and available in naturally aspirated or turbocharged versions, are designed and built to be sturdy, reliable with generous power delivery.

Advanced technical solutions such as the high-pressure fuel injection system (up to 1200 bar at the injectors) ensure very fast response to load variations. The enhanced rigidity of the monobloc engine reduces noise, while the special design of the piston combustion chambers makes for lower fuel consumption. Low noise levels are ensured by the low revving engine, which results also in less mechanical strain, reduced wear and vibration.

TRANSMISSION AND PTO

The strength of the Agrofarm 5 platform transmission is the "modular concept", that allows to find the perfect solution for any needs (from basic solution to professional solution). This recently evolved transmission offers 4 or 5 speeds in 4 different ranges (including a super-creeper range) and a mechanical or hydraulic shuttle. These transmissions are available from 16 forward and 16 reverse speeds (or 20+20 with 5 speeds gearbox or 40+40 adding the Hi-Lo module), covering a wide spectrum of ratios to cater ideally for any job. Agrofarm 5 platform are available also with Powershuttle hydraulic reverse, which has five different adjustable settings, letting the driver set and maintain a desired reactivity during direction change manoeuvres without using the clutch. This makes working with a front loader and manoeuvres in general considerably easier. Powershuttle versions also feature the ComfortClutch, a practical electronic clutch control on the gear lever. Main gears are selected by simply pressing the ComfortClutch button, with up to 10 different ratios selectable without using the clutch pedal. The versatility of a tractor is measured also by its ability to optimise the performance of implements driven by the power take-off. In the case of the Agrofarm 5 platform, two PTO speeds (540-1000 or 540-540ECO) with wet multiplate clutch with hydraulic servo control and removable shaft ensure full power is delivered with maximum reliability. The advantages are apparent when operating a rotary cultivator in heavy clay soils, for example, or when you see that you can optimise productivity while at the same time reducing fuel consumption when working with haymaking implements. For transport on slopes, there is the groundspeed synchronized Pto with an independent output shaft, ideal also for use with pickup trailers with driving axles or muck spreaders with driving wheels.

HYDRAULIC AND LIFTS

The hydraulic lift provides position, draft and intermix control for precise operation of all mounted implements. The hydraulic flow rates are adapted to suit the demand from the machinery and the 6-way remote control valves provide precise control of hydraulic implements. To facilitate implement hitching, the 3-point linkage is available with automatic couplers on the link arm ends and the EasyLift control to improve the operator's comfort. A double pump is able to give up to 68 l/min to the spool valve and rear lift.

BRAKES

On hillsides and over the toughest terrain, Agrofarm 5 platform will always work in the best possible conditions of grip and safety. The high ground clearance, the correct distribution of weight and the efficient front-wheel drive, with oil-immersed disc brakes (on 40 kph version), ensures high productivity with optimum braking safety and efficiency, even with heavy mounted implements. The parking brake located in the transmission is fully independent of the service brakes and, for heavy transport work, there is the optional hydraulic trailer braking system. For the steering, an independent pump ensures light steering even at low engine revs. The same circuit is used to supply the forced lubrication of the transmission, ensuring operational safety even on steep slopes.


OPERATOR'S AREA

Choosing DEUTZ-FAHR Agrofarm 5 platform means having a tractor that offers a practical and comfortable working environment. The Agrofarm 5 platform boasts an ergonomic layout designed for maximum usability and intuitiveness.

Adjustable steering wheel, suspended seat, the new right console and the sunroof are just some of the features that significantly increase operating comfort. Special front deflectors (available as option) also increase acoustic and thermal insulation. Additional front and rear working lights could be installed for maximum safety also during evening or night working.



Follow us on   

DEUTZ-FAHR is a brand of  SDF

To discover more please contact your dealer or visit deutz-fahr.com

Marketing-Communication Service – Code 308.8924.3.4.0 – 11/24